

ELEMENTARY SCHOOLS PRESENTATION

School Board Workshop – October 16, 2018



Why We're Here . . .

- **Elementary Schools Overview**
 - The Opportunity! What happened? What are we doing about it?
- **Highlights from SIX Select Schools**
 - Providing detailed highlights related to each of their schools
 - Specific areas of increases and decreases in the 2018 FSA data
 - Contributing Factors or Impacts that led us here
 - Sharing of Action Plans for 2018-2019



What We've Noticed . . .

When reviewing and dissecting the 2018 FSA Data,
we noted the following patterns/trends:

- **PLUS:**

- **Increases in Science (66% – 69%) +3%**
 - Elementary Level Science Specialist Added
- **Increases in Math (71% – 72%) +1%**
 - 3 Year Maximizing Math Mentality Grant Focus

- **DELTA:**

- **Decreases in ELA (70% - 69%) -1%**
- **Decreases in Learning Gains (64% - 59%) -5%**
- **Decreases in Lowest Quartile (55% - 51%) -4%**
- **Tier 1 Instructional Concern in Reading/English and Language Arts**
 - Elements of the ELA Block, Planning w/Alignment to Standards, Rigor



How We're Supporting Schools. . .

District Elementary Team working in concert with ALL our schools

- **RR Literacy Experts**
 - Laying foundation & Building Capacity PK-2 and amongst volunteers
- **Striving Reader Plan**
 - Provide teachers with a decision tree that will guide in matching interventions to the needs of students
- **Closing the Literacy Gap Grant**
 - Providing high quality professional learning for every single 3rd, 4th, and 5th grade teacher of reading
- **New District Dashboards**
 - Deeping understanding and effective use of the data to Inform, Guide & Drive Instructional Planning & Interventions
- **3 ELA Specialists**
 - Providing direct support for our 6 schools who are presenting today
- **Tiered Support Plan**



UNDERSTANDING THE DATA

Reading

2016-17 and 2017-18 FSA ELA Results - Grades 3-5

SCHOOL	2017 ELA 3rd	2018 ELA 3rd	2017 ELA 4th	2018 ELA 4th	2017 ELA 5th	2018 ELA 5th
Alta Vista	55	55	66	65	48	63
Bay Haven	84	92	74	66	71	71
Brentwood	55	48	55	44	62	56
EES	83	83	74	59	65	79
Fruitville	68	72	77	74	64	75
PSES	75	74	77	76	80	68
Southside	88	94	87	84	87	81
Tuttle	45	49	57	51	42	50
VES	76	77	76	78	69	66
Gocio	37	45	45	46	48	45
Gulf Gate	73	73	72	71	74	69
Wilkinson	52	41	52	47	36	48
Ashton	87	88	78	80	71	77
Garden	68	59	66	49	57	64
Glenallen	61	47	60	52	57	52
Lakeview	80	75	76	79	87	78
TRS	79	79	65	76	66	66
Emma E	37	37	33	24	44	29
LNS	72	71	79	68	71	74
Toledo Blade	84	73	65	65	66	61
Atwater	66	60	61	52	58	66
Cranberry	82	70	74	76	59	65
Tatum	81	79	83	72	83	76
Lamarque	62	65	63	58	57	61

Three Years Cohort Comparison FSA Results - ELA

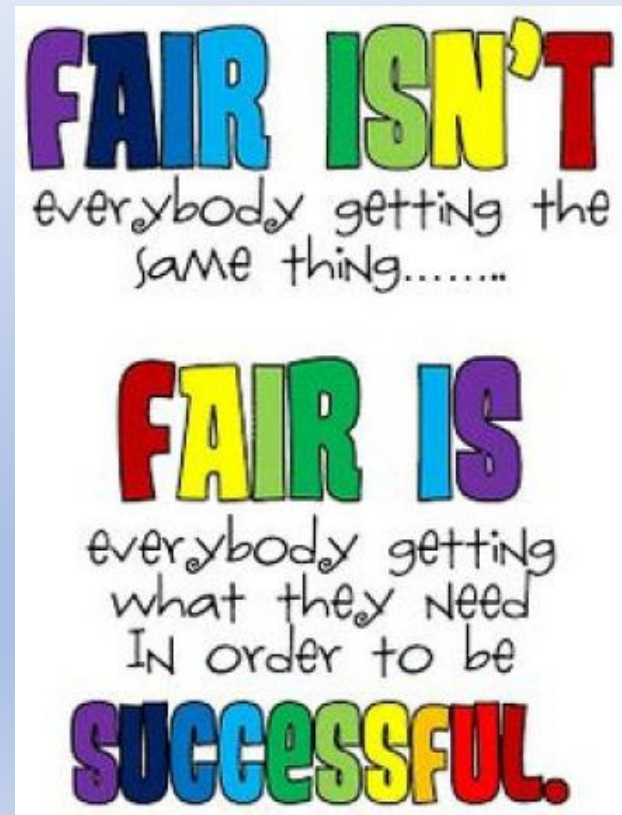
SCHOOL	16 ELA 3rd	17 ELA 3rd	18 ELA 3rd	17 ELA 4th	18 ELA 4th	18 ELA 5th	5th cohort	4th cohort
Alta Vista	63	55	55	66	65	63	Up Down	Up
Bay Haven	76	84	92	74	66	71	Down	Down
Brentwood	59	55	48	55	44	56	Down Up	Down
EES	80	83	83	74	59	79	Down Up	Down
Fruitville	83	68	72	77	74	75	Down	Up
PSES	70	75	74	77	76	68	Up Down	Up
Southside	79	88	94	87	84	81	Up Down	Down
Tuttle	58	45	49	57	51	50	Down	Up
VES	79	76	77	76	78	66	Down	Up
Gocio	37	37	45	45	46	45	Maintained	Up
Gulf Gate	69	73	73	72	71	69	Up Down	Down
Wilkinson	55	52	41	52	47	48	Down	Down
Ashton	76	87	88	78	80	77	Maintained	Down
Garden	68	68	59	66	49	64	Down	Down
Glenallen	63	61	47	60	52	52	Down	Down
Lakeview	81	80	75	76	79	78	Down Up	Down
TRS	70	79	79	65	76	66	Down Up	Down
EEB	36	37	37	33	24	29	Down	Down
LNS	72	72	71	79	68	74	Up Down	Down
Toledo Blade	74	84	73	65	65	61	Down	Down
Atwater	57	66	60	61	52	66	Up	Down
Cranberry	61	82	70	74	76	65	Up Down	Down
Tatum	75	81	79	83	72	76	Up Down	Down
Lamarque	66	62	65	63	58	61	Down	Down

TIERED SUPPORT TO SCHOOLS

In Response to the Data

ALL Get Some

SOME Get All



TIERED SUPPORT TO SCHOOLS

ALL Get Some

2 full days of literacy training on standards
3rd Grade collaborative lesson planning/rounds
3 days of i-Ready CPT training and monitoring
i-Ready Building Champion Support
Science Lab Instructional Rounds
3rd – 5th Acceleration/AWC Math PD
K-2 Reading Recovery Modules
4th/5th Grade Resources for Writing Instruction
Arts Integration PD Opportunities
Content-specific training for Principals & APs

SOME Get All

EVERYTHING ON THE LEFT ++++

3rd day of training on standards/assessments
2-3 additional days of i-Ready ~ Interventions
Data deficiency-specific coaching and support
Any available \$\$\$ for contracted support

Specialists in Residence:
modeling, co-teaching, coaching and feedback,
small group support, training

TIERED SUPPORT ~ ELA

ELA Support in 2018-19

Tier III	Tier II	Tier I	Pre-Tier
Full Support	Intermediate Support	Standard Support	As Needed/Requested
Brentwood Wilkinson Gocio Emma E Booker Glenallen Toledo Blade			
Strategies			
<ul style="list-style-type: none"> • Day 1 ELA workshop on the elements of the reading block and preparing for AP1 (Holly and Amy) • Day 2 ELA workshop unpacking standards including LI/SC and Formative Assessment • CPT Support (small groups, DI, etc.) following 1st i-Ready Standards Mastery (Amy) • Day 3 – Reflective Process, Review SM and work samples, Unpacking Standards (choose 2nd SM targets, Lesson Design) • CPT Support (small groups, DI, etc.) following 2nd i-Ready Standards Mastery • Ongoing Coaching and CPT support (with modeling lessons, co-teaching and reflecting on the lesson, etc.) • Day 4 workshop – Lesson Study; Rounds 	<ul style="list-style-type: none"> ▪ 2 full days with subs for Day 1 and Day 2 of Holly’s ELA workshops on the elements of the reading block and unpacking standards including LI/SC ▪ CPT Support ▪ Day 3 – Unpacking Standards Lesson Design 	<ul style="list-style-type: none"> ▪ 2 full days with subs for Day 1 and Day 2 of Holly’s ELA workshops on the elements of the reading block and unpacking standards including LI/SC ▪ CPT Support 	<ul style="list-style-type: none"> • 2 full days with subs for Day 1 of Holly’s ELA workshop on the elements of the reading block and unpacking standards



2018-19 i-Ready Support for Elementary

Recorded Webinars

Curriculum Associates will present 5 Webinars for teachers this year. These Webinars will be recorded. They can be viewed by teams, faculty, on PD days, during CPTs, etc. They will cover the following topic:

- Getting the Most out of i-Ready/New Features (AUG)
- Understanding the Data – Overview (SEPT)
- Standards Mastery (OCT)
- Motivation: Getting the Best Results from AP2 (NOV)
- Focusing on Using Data to Prepare for FSA (FEB/MAR)

Building Champions

Amy Beechy and Danielle Sullivan will lead 3 days of professional learning for i-Ready Building Champions:

- August 21: New Interface, New Growth Targets & Preparing for AP1
- October 9: Understanding the data from AP1 & Standards Mastery
- November 14: TBD

Facilitating CPTs

Amy Beechy and Katie Schunk will take the lead in designing 45-minute sessions to be facilitated during CPTs at key times during the year:

- Preparing for the First Diagnostic (AUG)
- Following Diagnostic 1 (SEPT/OCT)
- Following 1st Standards Mastery Assessment (NOV)
- Following 2nd Standards Mastery Assessment (DEC)
- Following Diagnostic 2/Pre-FSA Strategizing (JAN/FEB)

Professional Learning for Principals & APs

At cluster meetings and/or monthly school leader meetings, Amy, Katie, and Danielle will update principals and APs and review current challenges and successes.

Workshop focused on strategies for ELLs & SWDs:

Curriculum Associates consultant, Claudia Salinas, will provide a 2-hour workshop on October 3. Each school can send one rep for ESE and one rep for ESOL.

ADDITIONAL LEARNING OPPORTUNITIES

Content Area	Description	Logistics
MATH	<p>Math Learning Labs-Planning, mentoring, and reflecting with grade-level teams</p> <p>Team PLCs for Teamwork for success: analyzing core website examples, manipulating, and act tasks, content upside</p> <p>Make a New teachers, t or anyor</p>	ON DEMAND; Any grade level team (need to have at least 2 or more members from
Content Area	Description	Logistics
LITERACY	<p>FSA Writing</p> <p>Coaching St</p> <p>Closi *Funded by 3 days of literacy all 3rd, 4th, and This training w reading block, learning intent using data to</p> <p>*A third day o continue the v analyzing stude and fo</p>	
Content Area	Description	Logistics
SCIENCE	<p>Science Lab Teachers Science Lab teachers will day rounding experience learning</p> <p>Science Benchmark Su</p> <p>Textbook Adoption</p> <p>Diving Deep in the Scienc</p> <p>Unwrapping Scienc A Road Map tr</p> <p>SSA Boot C</p>	
Content Area	Description	Logistics
Reading Recovery	<p>RR Strategies Modules with f teachers – 4 modules: 1. letter f letter strokes, 3. Monitoring Introductions</p> <p>Running Records Module 1 – C of pre-service Run. Rec. Tr: How to use Run. Rec. To make i groups; How to MSV and use an Rec. To drive instructi</p> <p>RR Ongoing Professional Dev (OPD) #2 – Live lessons Behin circle discussion; and clinical d processing theory and pr</p> <p>Running Records & Guided Rea 2 cont.</p> <p>RR Ongoing Professional Dev (OPD) #3 – Live lessons Behin circle discussion; and clinical d processing theory and pi</p> <p>RR Strategies Modules 2 traini Year Teachers: 1. Sound/Lett Analogy Strategy</p> <p>RR Ongoing Professional Dev</p>	
Content Area	Description	Logistics
ARTS	<p>3-hour Foundational Acting Right Training with Jessica DiLorenzo</p> <p>3-hour Curriculum Based Tableau Text Cards with Jessica DiLorenzo</p> <p>3-hour Intro to Arts Integration</p> <p>3-hour Reading Portraits</p> <p>Planning Arts Integrated Lessons Using Portraits and Tableau</p> <p>Planning Arts Integrated Lessons Using Portraits and Tableau</p> <p>Strategy Movers- Mid Year PD</p> <p>Moving Through Sequences and Cycles</p> <p>Shall We Dance Collaboration with Moving Ethos at Ringling</p> <p>Strategy Movers Monthly meetings/coaching</p>	<p>8/29/18- 4:30- 7:30 pm, Teachers and School Leaders, (in the PD system).</p> <p>9/19/18, Teachers with Acting Right Experience (after hours-PD system)</p> <p>9/26/18, Teachers, Leaders, Artists New to AI (after hours- PD system)</p> <p>10/16/18, Teachers and School Leaders, visual artists, (after hours- PD system)</p> <p>10/19/18, Teachers with Acting Right and Tableau Experience (PD day offer)</p> <p>11/7/18, Teachers with Acting Right and Tableau Experience, (after hours- PD system)</p> <p>1/15/19, Selected teachers, half-day subs provided.</p> <p>1/17/19, Teachers, artists, and school leaders, (after hours- PD system)</p> <p>2/16/19, Teachers (Saturday- PD credits)</p> <p>(4 hours each)- Half Day Sub Coverage- Group will be split into two cohorts and attend one date/month. Jessica will communicate directly with this pilot group regarding the dates; ½ day subs will be provided.</p>

TOGETHER, working hand in hand, side by side, we will continue to make a positive difference & life-long Impact in the lives of our students, staff & families.





2017-2018 FSA Summary

- **Increases**

- Highest Proficiency Rates in ELA (45, +1) since the inception of FSA
- Highest Proficiency Rates in Math (55,+1) since the inception of FSA
- Highest ELA Lowest Quartile Score (47,+2) since the inception of FSA
- Third Grade tied for the highest increase in scores for the district (45,+7)

- **Decreases**

- Math Growth (59,-10), ELA Growth (54,-7), Science (36,-12)

What impacted the grade?

- **Personnel**

- 30% instructional transition in “growth grades” during year
 - Two fourth grade teachers and one fifth grade teacher
 - **November – 4th Grade Teacher Resigned**
 - February new 4th grade teacher hired
 - **December – 5th Grade Teacher Resigned**
 - January discontinued our Title 1 Writing/ELA instructional support to “growth grades”
 - Title 1 instructor assumed instructional responsibilities for the 5th grade position.
 - **February – 4th Grade Teacher takes leave**
 - Two different substitutes finish the school year

2018-2019 Instructional Support Changes (3-5)

- **3rd Grade**
 - Reading Recovery Literacy Experts working with Retained Third Graders
 - Title I and Office Support Staff pushing in to assist with Interventions
- **4th Grade**
 - Doubled Science instruction on Specials Rotation
 - Designated ELA and Math Interventionists
- **5th Grade**
 - Doubled Science
 - Doubled Science instruction on Specials Rotation
 - Designated ELA and Math Interventionist
 - Designated Science Interventionist
 - Specials Pushing in to assist with Interventions
- **Schoolwide**
 - Schoolwide ESOL Paraprofessional Support Increased from 4-5
 - Added Reflex Math (Title I) to improve Math Fluency

i-Ready AP1 Percent Proficient ELA

	2015	2016	2017	2018	Year to Year	Rank Compared to Last Four Years
K	21	19	15	24	9%	1
1	14	14	11	15	4%	1
2	22	23	28	31	3%	1
3	37	30	38	39	1%	1
4	20	22	24	31	7%	1
5	20	27	25	26	1%	2

i-Ready AP1 Percent Proficient Math

	2015	2016	2017	2018	Year to Year	Rank Compared to Last Four Years
K	11	10	11	19	8%	1
1	10	5	10	15	5%	1
2	10	10	16	19	3%	1
3	17	15	29	23	-6%	2
4	27	25	32	47	15%	1
5	22	35	42	42	0%	T-1

Looking Forward

- Partners in Play (Birth-Five)
- Pilot Pre-Kindergarten
- Summer Learning Academy
- MESI Pilot
- College Visits in Grades 3-5
- Two Steps Further Foundation 529 College Savings Plan

Emma E. Booker

Edwina M. Oliver
Principal



EVERY CHILD, EVERY DAY, WHATEVER IT TAKES AND THEN SOME.

OUR GAME PLAN FOR SUCCESS

MISSION

The community of Emma E. Booker Elementary School recognizes students enter school with different backgrounds and experiences. It is our belief that all children can be successful when accepted at their level of development. By holding high expectations for parents, students, teachers, and administrators and using a no fault approach, we believe we can lead every child toward becoming a productive and successful member of society.

HIGH EXPECTATIONS FOR ALL

2017-2018 FSA SUMMARY

Plus

- ▶ **Grade 3-5 ELA Learning Gains-Lowest 25%**
(66% - Highest amongst elementary schools)
- ▶ **Science – 5th** (43% - 47%)
- ▶ **Math – 3rd** (38% - 39%)
- ▶ **ELA – 3rd** (37% - 37%)

Delta

- ▶ **Grade 3-5 Proficiency**
 - ▶ ELA (38% - 32%)
 - ▶ Math (44% - 40%)
- ▶ **Grade 3-5 Learning Gains**
 - ▶ ELA (55%-42%)
 - ▶ Math (68%-43%)
- ▶ **Grade 3-5 Lowest 25%**
 - ▶ Math (62%-34%)

EVERY CHILD, EVERY DAY, WHATEVER IT TAKES AND THEN SOME.

i-Ready Comparison

2017-2018 AP1

ELA-Percentage of Students on Grade Level

□ Grade 3	31%
□ Grade 4	14%
□ Grade 5	15%

Math-Percentage of Students on Grade Level

□ Grade 3	10%
□ Grade 4	19%
□ Grade 5	24%

2018-2019 AP1

ELA-Percentage of Students on Grade Level

□ Grade 3	28%
□ Grade 4	24%
□ Grade 5	13%

Math-Percentage of Students on Grade Level

□ Grade 3	10%
□ Grade 4	25%
□ Grade 5	21%

HIGH EXPECTATIONS FOR ALL

CONTRIBUTING FACTORS

2017-2018

- ▶ **Personnel** – New Principal, 8 New Teachers and 9 new Classified Staff
- ▶ **4 Teachers resigned** between November and December in Grades 3-4 and ESE
 - ▶ One teacher receiving improvement assistance resigned in November
 - ▶ Two teachers resigned in lieu of receiving improvement assistance in November/December
 - ▶ One received a leadership position at a private school in November
- ▶ **Difficulty with securing long term subs** between November – January for Grade 4/ESE

EVERY CHILD, EVERY DAY, WHATEVER IT TAKES AND THEN SOME.

2018-2019 ACTION PLAN

- Collaboration with our Elementary Program Specialists for additional ELA/Math Supports
- Continue progress monitoring of Lowest 25% by Title I Teachers/Contracted Teachers as well as support staff
- Strategic tutoring after results from AP1
- Continue Power Hour Block for Intervention (including Top Score writing strategies)
- Continue to use SRA Language, Corrective and Reading Mastery for grades K-2 during Power Hour
- Implementation of Leveled Literacy Intervention (LLI) for Grades 3-5 during Power Hour (Fountas and Pinnell)
- Using DIBELS to help identify our Tier 2 Students and to provide specific reading interventions
- Implementing a Coding Course on the specials wheel through a partnership with BHS Engineering Program

EVERY CHILD, EVERY DAY, WHATEVER IT TAKES AND THEN SOME.

RESOURCES

Training & Practice

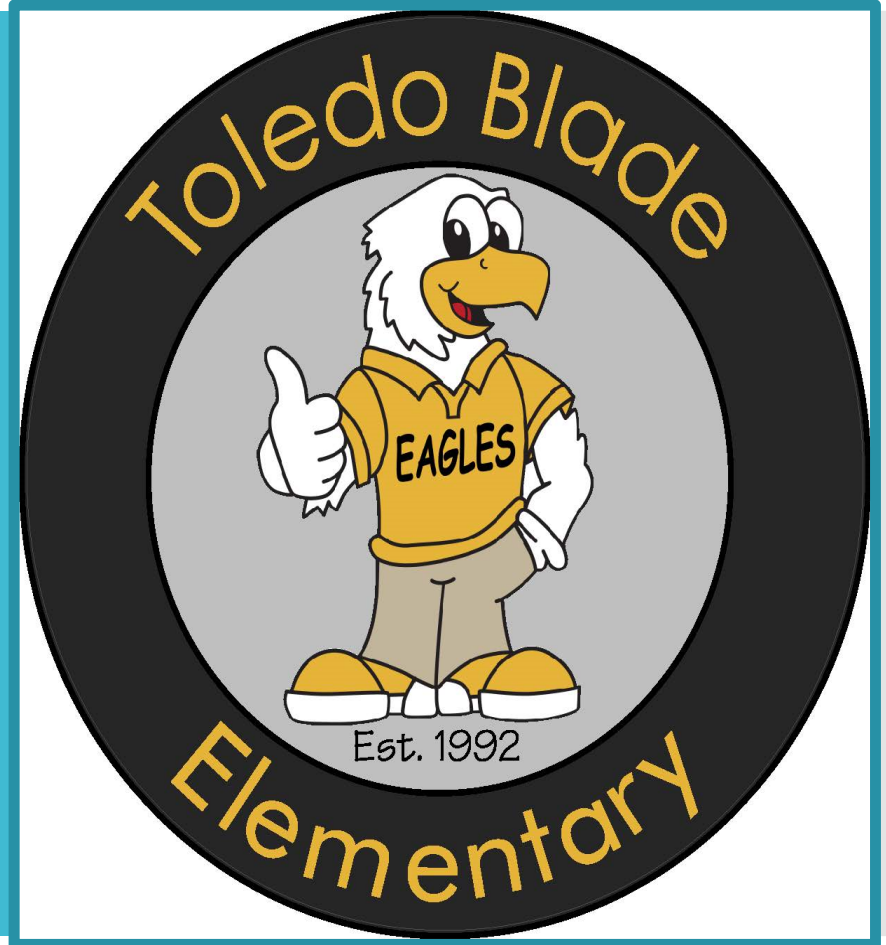
The central graphic features a large, light purple oval containing the text "Training & Practice" in a yellow, sans-serif font. Surrounding this central text are several educational resources:

- High Expectations Teaching** by Jon Saphier: A book cover with three red hot air balloons.
- Unpacking the Standards**: A black book cover with white text.
- Visible Learning for Teachers** by John Hattie: A book cover with colorful geometric shapes.
- Formative Assessment**: A graphic with four colored boxes (green, blue, pink, light blue) containing text: "Guided practice for students", "Adjust instruction on the fly", "Check for understanding", and "Guides future instruction".
- i-Ready**: The logo for the i-Ready platform.
- Thinking Maps**: A logo featuring a yellow sunburst design on a purple square.
- CHAMPS**: A book cover with an orange background and a red apple.
- Unpacking the Standards** (another instance): A book cover with a blue and green design.

EVERY CHILD, EVERY DAY, WHATEVER IT TAKES AND THEN SOME.

Toledo Blade Elementary

Jennifer Dolciotto, Principal



2017-2018 FSA Data

Grades 3-4-5

- **School Grade**

- 2 Percentage points away from earning a “B”

- **Areas Increased/Unchanged**

- Grade 3 Math Proficiency (81% - 83%)
- Grade 4 Math Proficiency (70% - 75%)
- Science Proficiency (59%)


- **Areas of Decrease**

- Grades 3 - 5 ELA Proficiency (73% - 67%)
- Grade 5 Math Proficiency (68% - 63%)
- Learning Gains
 - ELA (60% - 51%)
 - Math (59% - 49%)

Contributing Factors

- **Staffing Grades 3-4-5**
 - 2 First year teachers
 - 1 Staff receiving improvement assistance
 - 2 Intermittent subs (Medical)
 - 2 Long-term subs (Spring maternity leave)
 - Limited access to consistent substitutes
- **Significant increase in behavior concerns**
 - Calls for immediate classroom support
 - PreK-2: 183
 - Grades 3-5: 130
 - Increase in the number of suspensions
 - Rise in mental health needs

2018-2019 Adjustments & Action Plan



■ Focus Area: ELA and Math

- Focused Professional Development
 - Inclusion support to build capacity with staff
 - ELA Closing the Literacy Gap Grant
- Assigned mentors to bottom quartile students
- Data reviews twice monthly during Collaborative Planning Time
- Use of i-Ready data for small group skill instruction 30min. daily

■ Focus Area: Science

- Weekly common lesson presentation and common assessment

■ Focus Area: Behavior

- Positive Behavior Support Plan emphasis on perseverance and problem solving through restorative practices
- Addition of mental health therapist for students & families

■ Focus Area: Staffing

- Teaching assignments adjusted based on outcomes/strengths
- Aligned ESE expertise at grades 2-5
- Addition of ELL paraprofessional that will focus on Math support

2018-2019 i-Ready Data AP 1

%On Level

ELA	17/18	18/19
Grade 3	63	73
Grade 4	51	49
Grade 5	40	47

Math	17/18	18/19
Grade 3	43	46
Grade 4	56	63
Grade 5	44	60

Additional Actions for 2018-2019.....

- Live virtual parent trainings
- After-school skill based tutoring sessions
- Community partnerships for families with mental health concerns
- Increased opportunities for the Arts Integration
- Robotics Program
- Expanded Reward & Recognition program

Every Child, Every Day





Glenallen Elementary School
School Board Presentation
Becky Drum, Principal

2017-2018 Data

- **Highlights**

- Grade 5 Math +9%
- Grade 5 Science +7%
- 32% reduction in OSS (22 days to 15 days)
- 20% reduction in the amount of students with chronic absences (91 students to 73 students)

- **Decreases**

- Achievement: ELA -8% & Math -3%
- Learning Gains: ELA -4% & Math -2%
- Lowest Quartile: ELA -20% & Math -14%

Possible Contributing Factors

- **Staffing:**
 - Grades 3-5: 6 new teachers; 9 new teachers to their respective grade levels; 1 LTS- maternity leave (Gr. 5)
 - Staff Improvement Plans- 3 PIPS, 1 IAP
- **New Implementation of Inclusion Service Model for ESE and ESOL**
- **New Implementation of Maximizing Math Mentality Math Block**

2018-2019 Action Plan

- **ELA & Math Achievement & Learning Gains**

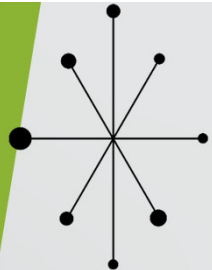

- ELA & Math Afterschool Tutoring Program
- K-5: Implementation of Guided Reading Program and Professional Development
- Gr. 3-5: Title I Teachers- Increased support through interventions, lesson modeling and teacher coaching
- Increased i-Ready Trainings to assist teachers in using iReady data and reports; Expanded Student Incentive Program

- **Lowest Quartile**

- Gr. 3-5: Increased ESOL Inclusion Instruction from ESOL Liaison
- Gr. 4-5: ESE Staffing adjustments based on outcomes and strengths
- Gr. 3: Reading Recovery Literacy Experts work with retained students
- Teacher-directed contracted services to provide support to lowest quartile using i-Ready Toolkit Lessons

Great Things Happening at Glenallen!

- Student Council
- Arts Integration Programs
- Girls on the Run
- Coding Club
- Partnerships with UF for gardening and nutrition.
- Increased Parental Involvement/Volunteers
- Special Olympics
- New Mental Health Therapist
- Increased School Security




Brentwood Elementary

Home of the Superstars!



60 years and still going strong.
1958-2018



Brentwood FSA Data

2018	C	2008	A
2017	A	2007	A
2016	B	2006	A
2015	A	2005	A
2014	B	2004	A
2013	B	2003	A
2012	A	2002	A
2011	B	2001	C
2010	A	2000	A
2009	A	1999	A

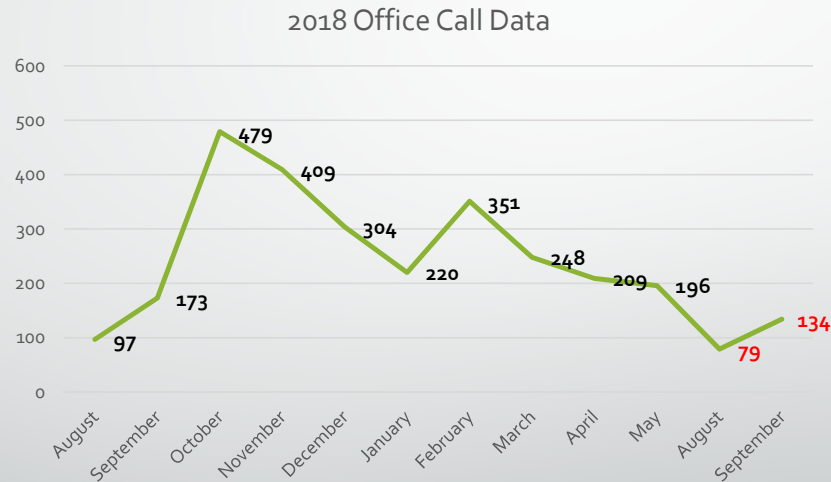
	2017	2018	
ELA Proficiency	60	53	-7
ELA Learning Gains	64	52	-12
ELA Learning Gains Lowest 25%	65	41	-24
Math Proficiency	67	64	-3
Math Learning Gains	72	52	-20
Math Learning Gains Lowest 25%	56	47	-9
Science	64	60	-4

2017 - Made an A by 2 points!
2018 - Missed a B by 1 point!

Contributing Factors

▪ Increase in Behavior Concerns

- 28% Increase in the number of Office calls for severe disruptive behavior related incidents.
- 78% increase in the number of suspensions



▪ Increase in mental health needs

▪ Trust i-Ready data

2018-2019 Action Plan

- **Growth Mindset**

- **Focus Area: ELA/Math/Science**

- Focused Professional Development

- Brentwood Accountable Team Talk
 - ELA Closing the Literacy Gap training
 - Assign mentors to bottom quartile students work on goal setting
 - Individual academic plans for all students below grade level 2-5 based on i-Ready data
 - Grade level data reviews and intervention design during Collaborative Planning
 - Revised "School-created" Science Benchmark assessments for grades 2-5 to progress monitor Science instruction



2018-2019 Action Plan

▪ **Focus Area: Social Emotional training and support**

- Two Mental Health Counselors from the Florida Center
- Forty-Carrots Mental Health Counselor
- Continue with school-wide Social Emotional Curriculum with all grade levels
- Mind in the Making training for PreK and Kindergarten parents
- Revamped PBIS program and schoolwide expectations
- Integration of CHAMPS into PBIS plan

MISSION
POSSIBLE

Together we make it **POSSIBLE**

Wilkinson
Elementary
2018 - 2019

School Year	2015 - 16	2016-17	2017 - 18
Minority Rate	60	62	64
%Free and Reduced Lunch	78	81	81
School Grade	C	C	C
Points Earned	306	312	355
% of Lowest 25% Making Gains in Math	29	28	58
% of Lowest 25% Making Gains in ELA	38	50	33
% Making Learning Gains in Math	47	49	55
% Making Learning Gains in ELA	46	47	51



School Year	2015 - 16	2016-17	2017 - 18
% Making High Standards in ELA	49	48	49
% Making High Standards in Math	49	52	54
% Making High Standards in Science	48	38	55

Impact on 2017-18 Data:

NEGATIVE Impacts:

- High number of ESE students with Academic Needs and Limited Staff
- An increase in Behavior Calls
- Bus Referrals that led to suspensions/absenteeism
- Staffing in Grade 3
 - Long term sub until March
 - Maternity Leave with no Long Term resulting in regrouping of students

POSITIVE Impacts (and what we will continue):

- ✓ Summer PD for Staff (Camp 4C and now STEAM2)
- ✓ Reading Support Contract w/ Title I (Leveled Literacy Intervention Gr. 2/3)
- ✓ Departmentalizing in Science at grade 5
- ✓ Targeted Data Chats for ALL students K-5
- ✓ Intervention Teacher on Staff



2018-2019 AP1 i-Ready Data



%On Level

ELA	17/18	18/19
Grade 3	35	44
Grade 4	21	26
Grade 5	26	29

Math	17/18	18/19
Grade 3	14	26
Grade 4	32	31
Grade 5	34	42

...Mission Possible

Academic/Intervention Programs at Wilkinson



- ❖ Staff PD Camp to deepen Understanding of Instructional Best-Practice Across Content Areas

- ❖ Implement Data Based Power Hour Intervention and Enrichment across ALL 3 – 5 classrooms for 45 mins three days/week

- ❖ Introduced K-4 STEAM Academy to attract families to Wilkinson and deepen learning across content areas for students

- ❖ Continue to vision and build STEAM Street program at Wilkinson

WHAT IS YOUR HOPE?

